

MODULAR BUILDING “DAN”

20M X 6M (120m²)/66ft X20ft (1320ft²)



SPECIFICATION

MEASUREMENTS



Exterior Dimensions: 20m x 6m
Height: 2,7m; sloping down to 2,5m
Available other sizes

INTERNAL WALLS FINISH



PIR sandwich panel with a thickness of 10cm. On the interior side finished with a smooth metal sheet in white; on the exterior side finished with a metal sheet in color 7016.

FLOORING




Layered floor construction consisting of:

- frame,
- sandwich panel with a polyurethane core, 10cm thick,
- OSB board, 15mm,
- sinteros vinyl flooring, collection: TARKET ACTIVIA, EARL GREY.

DOOR

Exterior: steel door in color 7016.



FRAME

Cage frame made of closed steel profiles. The structure is partially visible inside the pavilion. Transport handles on the roof.



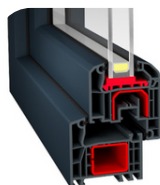
WALLS & ROOF

PIR sandwich panel with a thickness of 10cm. Interior side finished with a smooth metal sheet in white; exterior side finished with a metal sheet in color 7016.



EXTERNAL CLADDING OPTIONS:

Complete set of flashing in color 7016 as per the reference photo.



WINDOWS

PVC windows with double-glazed glass; dimensions as per the drawing.



QUALITY

Quality guarantee at every stage of execution.



EXPERIENCE

10 years of market presence.



MOBILITY

Fast and tailored service to meet customer needs.



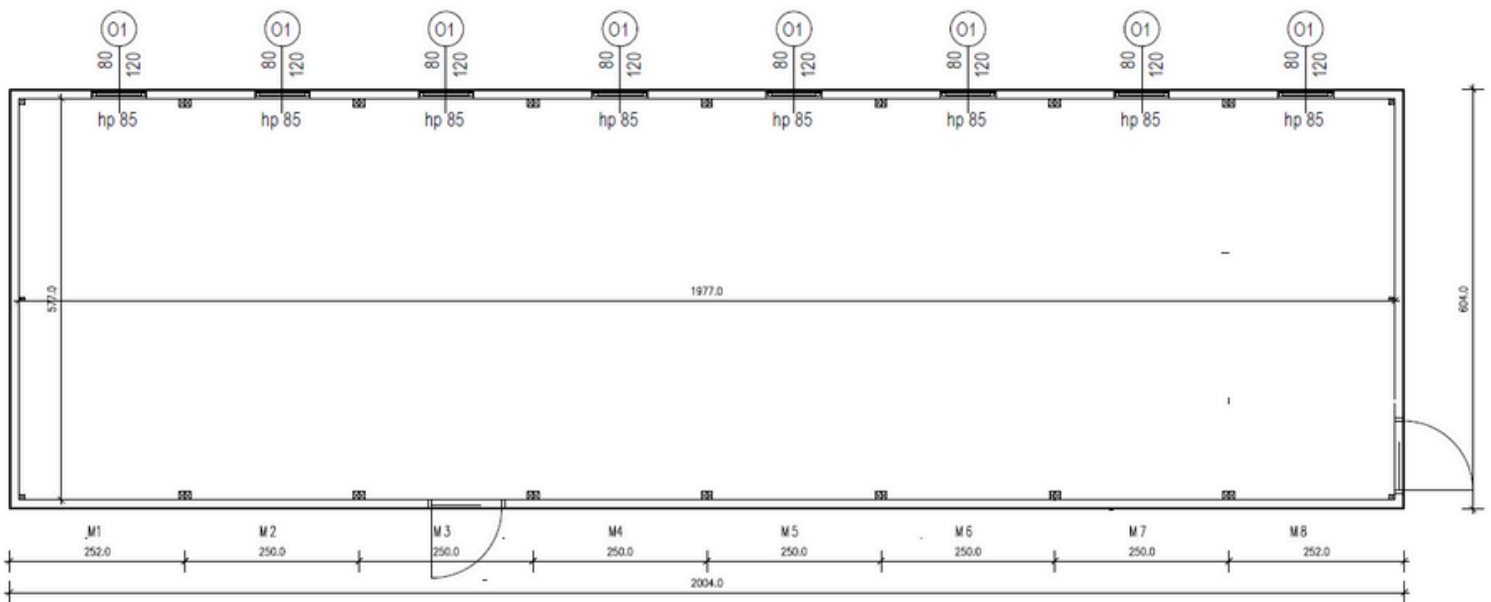
DEVELOPMENT

Continual pursuit of providing the best solutions.

07551 398823

info@mobileunits.co.uk

www.mobileunit.co.uk



07551 398823



info@mobileunits.co.uk



www.mobileunits.co.uk



@MobileUnits.co.uk




@mobileunits.co.uk

ADDITIONALS



PARTY WALLS
& DOORS



BATHROOMS



ELECTRICAL
INSTALLATIONS



WATER AND
SEWAGE
INSTALLATIONS



KITCHENETTE



HPL CABINS



RADIATOR



AIR CONDITIONER

OUR CLIENTS



QUALITY

Quality guarantee
at every stage of
execution.



EXPERIENCE

10 years of market presence.



MOBILITY

Fast and tailored service
to meet customer needs.



DEVELOPMENT

Continual pursuit of providing the
best solutions.